

hoschung 



MAX Space
MAX Comfort
MAX Performance

Urban Sweeper S2.0 MAX



Urban-Sweeper

S2.0 MAX

The Space you need. The Comfort you crave. The Performance you demand.

Experience the pinnacle of innovation. The Urban-Sweeper S2.0 MAX is more than just a machine, it's a revolution in efficiency, comfort, and performance. Engineered to exceed expectations, it redefines what an electric sweeper can do, combining MAX Space, MAX Comfort, and MAX Performance in one groundbreaking design. Tailor your workspace with a fully customizable cabin, allowing you to choose between a right-seated or middle-seated configuration, with control placement on the left, right, or even integrated into the door for seamless operation. Every detail is designed for the driver, from heated seats and ergonomic controls to an intuitive, high-visibility camera system that replaces traditional mirrors, ensuring all-round awareness and safety in any environment.

Powered by next-generation electric technology, the Urban-Sweeper S2.0 MAX delivers zero emissions with uncompromising performance. With intelligent energy efficiency and effortless operation, it's the future of urban sweeping. Once you're in, you won't want to leave.

MAX Space

Bigger hopper. Spacious cabin.
Efficiency and comfort redefined.

MAX Comfort

Right-hand control. Left-hand control.
Right-seat option. Middle-seat option.
Sweeping comfort, your way.

MAX Performance

One-click sweeping. Efficient electric
power. Performance at its peak.

Designed Around You

Step into a workspace built entirely with the driver in mind.

The **Urban-Sweeper S2.0 MAX** cabin redefines comfort and control, offering a fully customizable environment that adapts to your preferences. From seating position and control placement to climate and visibility, every detail is engineered to enhance your focus, reduce fatigue, and boost overall productivity.

Elevate your experience behind the wheel. This isn't just a cabin, it's your personal work environment.

Packed with thoughtful details, the cabin is designed to make every shift easier. From ambient lighting that welcomes you as the door opens to dual high-definition screens offering full camera views, every element enhances the driver's experience. With smart storage features like inductive phone charging and integrated cup holders, everything you need is right where you want it.

Practical, intuitive and built for the real world, this is comfort with purpose.




Shape Your Workspace, Your Way

The Urban-Sweeper S2.0 MAX puts you in control, literally.

Choose a single-seater configuration with the control unit positioned on either armrest, or opt for a two-seater setup with controls on the left, right, or even integrated directly into the door.

However you work, the S2.0 MAX adapts to your habits and preferences, delivering a workspace built entirely around you.

Middle-Seater Cabin



Two-Seater Cabin



Bright Design, Driver Focused

Curved
heated windshield

crystal-clear, fog-free view in any condition

Every detail of the Urban-Sweeper S2.0 MAX is crafted with the driver at its core. The bright, spacious interior and cutting-edge ergonomic features ensure unmatched comfort, even during long hours on the job. A curved, heated windshield keeps your view crystal-clear and fog-free in all conditions, while laminated safety glass adds an extra layer of protection. Equipped with automatic climate control and an active air filter, the cabin doesn't just keep you comfortable, it shields you. After all, if you're releasing zero emissions, why breathe in anyone else's? Welcome to a workspace where innovation meets sustainability.

A Cabin Full of Light and Space
Welcomed by Radiance



Comfort Engineered Around You

The Urban-Sweeper S2.0 MAX goes far beyond the basics of driver comfort. Every feature has been developed with one goal in mind: making your time behind the wheel as intuitive, ergonomic, and enjoyable as possible. From smart storage to seamless controls, from personalized comfort settings to thoughtful details like the door check system, this cabin isn't just built for work, it's built for you. Explore the options that make the S2.0 MAX a workspace you won't want to leave.



Door Check

The Door Check system holds the door exactly where you leave it, small or wide openings, for effortless, hassle-free access every time.

Dual-Sided Windows

Enjoy the convenience of windows that open from both sides, providing flexibility and enhanced ventilation.

One Key, Total Control

Simplify your operation with a single key to secure and start the sweeper, efficiency and security combined.

Power at Your Command

Power up effortlessly with the push of a button directly on the steering wheel, control starts here.

Steering Comfort, Personalized

Adjustable steering column, with customizable height and tilt and a convenient start button.

Ultimate Seat Experience

Air suspension, seat heating, adjustable to you in every way with integrated seat belt.

Tech at Your Fingertips

Stay organized and connected with features like inductive phone charging, a pen holder, a bottle holder, and more, all within arm's reach.



Reimagined Design

The Urban-Sweeper S2.0 MAX brings a new vision to street sweeping: compact, lightweight, and engineered for maximum space and efficiency. Its smart design makes it agile in tight urban environments while offering a spacious, comfortable cabin and the largest hopper in its class. Built to do more with less, the S2.0 MAX proves that powerful performance doesn't require a bulky footprint.



Compact and Lightweight

Weight

2.3 tons


1 ton lighter than any ordinary 2m³ sweepers

Width

1.15 meter

15 cm narrower than any ordinary 2m³ sweepers

The Urban-Sweeper S2.0 was designed with efficiency in mind, providing an exceptionally light weight and narrow width for maximum reach and suction performance. The Urban-Sweeper S2.0 can fit into the narrowest streets while providing the highest suction performance. With a chassis made out of a high resistant metal, the sweeper can hold a total gross weight of 3,500 kg or 4,000 kg.





Vision Evolved: Cameras Over Mirrors

All-around visibility

Better views, Maximum safety

Danger alerts displayed on screens

Say goodbye to bulky side mirrors and hello to cutting-edge safety. The Urban-Sweeper S2.0 MAX is equipped with advanced cameras, providing a constant view of both sides, the rear and the suction mouth, all displayed on high-definition screens. Not only does this innovation make the machine sleeker and narrower, but it also enhances safety with real-time alerts for potential hazards. See more, stay safer, and sweep smarter.




One-Click Sweeping Power

Simplicity meets performance with the S2.0 MAX's one-click sweeping configuration. With a single touch, the entire sweeping system activates: brushes, suction, and water flow, all optimized and ready to perform. This intelligent system reduces start-up time, eliminates manual adjustments, and ensures consistent, high-efficiency operation from the first meter. Just one click, and you're in full sweeping mode, precision and power, instantly at your command.



Laser-Guided Precision Sweep After Sweep

Redefine urban sweeping with next-level accuracy. The Urban-Sweeper S2.0 MAX is equipped with innovative laser light guides that help the driver precisely align the suction mouth, ensuring optimal dirt collection with every pass. Whether you're working with new or worn brushes, the laser guidance system allows you to consistently place debris right in the path of suction, maximizing performance and efficiency. With a single click, the S2.0 MAX enters sweeping mode, putting unmatched precision and power directly at your command. Because in tight city spaces, accuracy isn't optional, it's essential.



Whisper-Quiet Power

Cleaning has never sounded so good
5% noise reduction

Engineered for urban harmony, the S2.0 MAX features a cutting-edge noise-cancelling cover over the turbine. This innovative design reduces airflow noise, delivering a quieter, more city-friendly operation. Sleek, efficient and respectful of urban life.



Space Maximized, Efficiency Unleashed

Larger hopper
10% increase

More capacity, more efficiency

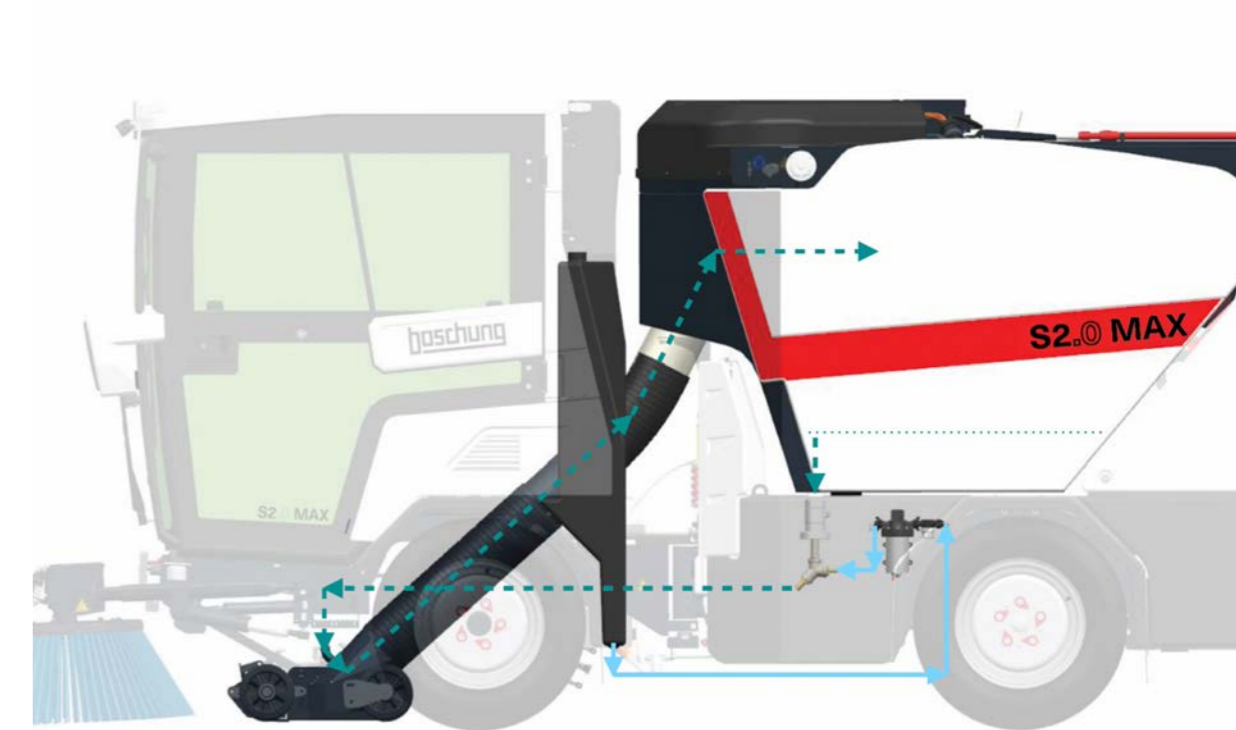
Maximized to the last millimeter, the Urban-Sweeper S2.0 MAX delivers unmatched hopper capacity for extended sweeping performance and fewer unloading cycles. Every bit of internal volume has been optimized to collect more, work longer, and increase productivity on every shift.



Clean Recycling, Perfect Performance

A Patented Solution
Innovation that works as hard as you do

The S2.0 MAX is equipped with a patented automated cleaning system dedicated to maintaining the performance of its water recycling unit. Designed to prevent buildup and blockages, the system injects a precise 12-second pulse of clean water every 5 minutes, automatically flushing the recycling circuit to keep it clean, efficient, and fully operational. This continuous self-cleaning process ensures that the system stays unclogged, reduces maintenance needs, and guarantees consistent suction power throughout the entire work cycle. It's smart maintenance that works in the background, so you don't have to.



Effortless Unloading

Effortless hopper control
Automated hopper opening

Smarter and smooth operations

Upgraded with the automated hopper opening system for effortless operation. No more manual unlocking on each side, just press a button and the hopper cover opens or closes with ease. It's a smarter, faster, and more efficient way to unload, designed to keep your workflow smooth and uninterrupted.



Revolutionary Power, Redefined Efficiency

100 minutes charging
1 work-shift

The S2.0 MAX sets a new standard with its second-generation batteries, drives, motors, and controllers, designed to unlock ultimate performance. Lightweight design and direct drive technology make this machine a pioneer in energy efficiency, delivering maximum power with minimal consumption. The future of sweeping starts here.



Next-Generation Electric Power. Built to Outperform.

Capacity
54.4 kWh

At the core of the Urban-Sweeper S2.0 MAX lies the next evolution in electric performance, our second-generation battery, motors, and powertrain system. More powerful, more efficient, and engineered to deliver zero-emission sweeping with no compromise.

Design

The integrated 54.4 kWh lithium-ion battery, composed of 12 modules and 4,320 cells, sits directly beneath the waste hopper for optimal weight distribution and space efficiency. It supplies clean, uninterrupted energy to the entire machine, including two all-electric front wheel motors, the broom motors, and the high-performance electric turbine.

0 (zero) emission concept

The battery powers all motors and systems of the sweeper such as:

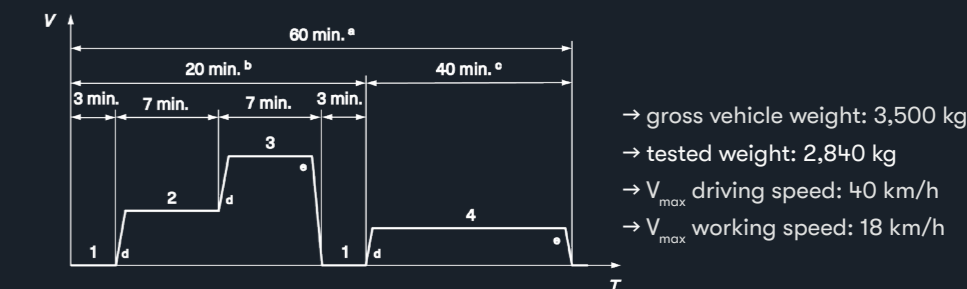
- [the power-train motors](#)
- [the turbine](#)
- [the brooms](#)
- [the heater and air conditioning system](#)

Developed by Boschung, the all-electric front-wheel drive enables a speed range of 0 to 40 or 45 km/h, and features an automatic differential lock for enhanced traction when needed.

This is zero-emission technology—refined, optimized, and built for performance in every sweep.



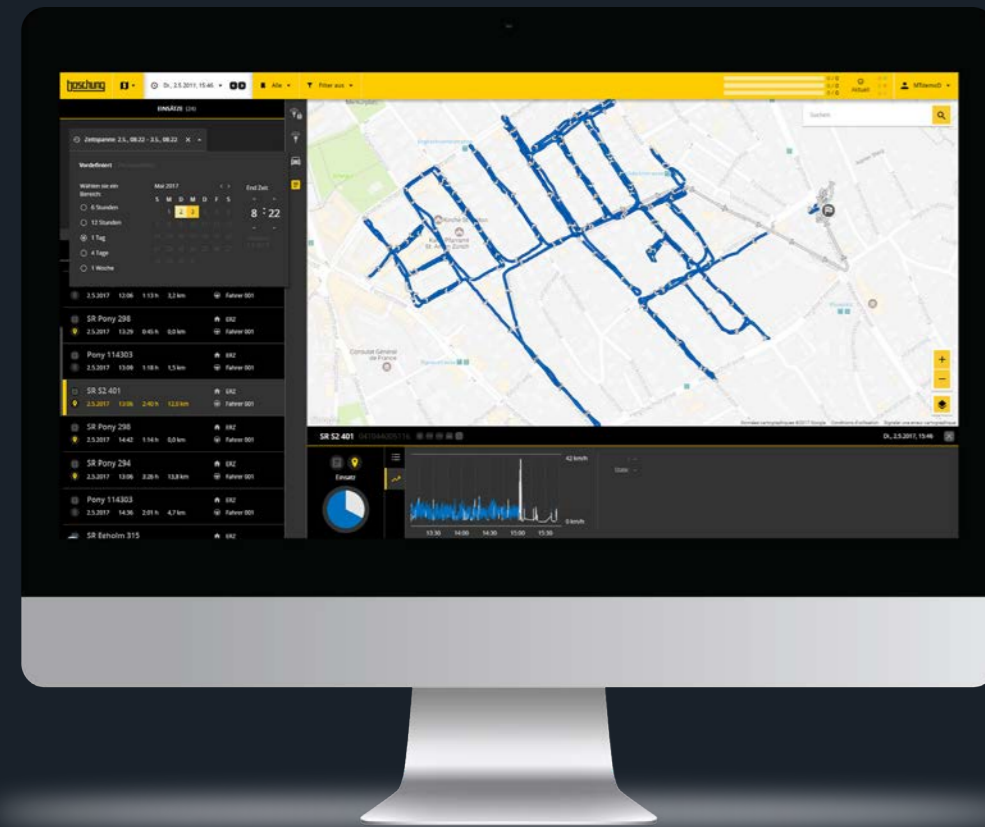
4.17 kWh consumption
according to DIN EN 15429-2



Sweeping, Supercharged with Data Insights

The Urban-Sweeper S2.0 MAX isn't just electric, it's intelligent. Fully integrated with the Boschung bVision platform, it transforms data into real-time decision-making power, giving operators, fleet managers, and municipalities complete visibility and control like never before.

From live performance tracking to mission planning, bVision turns the S2.0 MAX into a connected, smart work tool, always online, always in sync. Whether you're at your desk or in the field, access key insights anytime from any device, desktop, Android, or iOS.



→ Course Tracking

Monitor the S2.0 MAX's route in real time or analyze completed runs later: track distance, duration, current and average speeds, and routine start times.

→ Performance Analytics

Access total operating hours, battery state of charge, energy usage (kW), and more, all in one streamlined dashboard.

→ Equipment Status Overview

Stay informed on which systems are in use and monitor operational health for proactive maintenance.

→ Outside Air Temperature

Real-time display of outside air temperature to help operators adapt to their environment.

→ Mission Planning & Dispatch

Easily schedule and assign missions. Trigger routes remotely and send instructions directly to the sweeper's control unit and operator with full precision.

Built for What's Next

The Urban-Sweeper S2.0 MAX is more than just a machine, it's a commitment to performance, sustainability, and innovation. Designed for the challenges of today and the demands of tomorrow, it delivers zero-emission operation, next-generation technology, and driver-centric comfort in one intelligent solution.

Experience a cleaner sweep. Designed with a focus on sustainability, the S2.0 MAX incorporates advanced materials and systems that prioritize eco-friendliness without compromising performance.

Wherever the future of urban maintenance goes, **the S2.0 MAX is already there.**





boschung

Aéropôle 108
CH-1530 Payerne
Schweiz / Suisse / Switzerland

Tel. +41 26 497 85 85
www.boschung.com